

FRP PRODUCT PRICE LIST

HINDUSTAN PIPE SALES CORPORATION





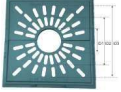







319, Syndicate House, Inder Lok, Old Rohtak Road, Near Inder lok Metro Station, New Delhi
 - 110035, 011- 45075768, 9810079112, 9873342538 E-mail :- hindustan.pipes@gmail.com



UPDATED PRICE LIST FOR FRP/GRP MANHOLE COVER WITH FRAME 25-Jan. -2024

Load Test As per IS 1726 & BS EN 124 Standards

Product	Clear Opening		Pedestrian Load			2 wheeler/ Light Vehicle Load			4 Wheeler			Truck/ Tempo Load			Heavy Vehicles / Tailor Load			Heavy
	MM	INCHES	ELD 2.5Tons			LD 5Tons			MD 10Tons			HD 20Tons			EHD 40 Tons			IHD 60
			Manhole in Rs.	Cover with Seal	Gully Grating Rs.	Manhole in Rs.	Cover with Seal	Gully Grating Rs.	Manhole in Rs.	Cover with Seal	Gully Grating Rs.	Manhole in Rs.	Cover with Seal	Gully Grating Rs.	Manhole in Rs.	Cover with Seal	Gully Grating Rs.	Manhole in Rs.
Circular	300	12"	2820			3243			3525			4054			4406			
	450	18"	4698			5403			5550			6383			6938			15000
	500	20"	5500			6325			8000									200000
	530	21"	5600			6440			8250						10313			
	560	22"			7000			8000			11115							
	600	24"	6500		7150	7475		8223	10230		13090	11765		15054	12788		16363	23000
Rectangular	300 X 450	12" X 18"	4000		4200	4600		4830			6500		7475		8125			
	450 X 500		5000		6231	5750		7166			7789	0	8957	0	9736			
	450 X 600	18" X 24"	5200		6000	5980		6900	8850		9300	10178	10695	11063	11625	22000		
	450 X 900	18" X 36"	7500			8625			12200		13090	14030	15054	15250	16363	28000		
	480 X 900										15138							
	600 X 750	24" X 30"							14200		0	16330	0	17750	0			
	600 X 900	24" X 36"							16050		17000	18458	19550	20063	21250	37000		
	750 X 900	30" X 36"							17500		0	20125	0	21875	0			
	1000 X 150	39" X 6"			5250			6038			8138		9359		10173			
	1000 X 200	39" X 8"			6115			7032			10068		11578		12585			
	1000 X 250	39" X 10"			6348			7300			11393		13102		14241			
	1000 X 300	39" X 12"			7510			8637			12788		14706		15985			
	1000 X 100**				3050			3508			3900		4485		4875			
	1000 X 150**	39" X 6"			3340			3841			5388		6196		6735			
	1000 X 200**	39" X 8"			4656			5354			6265		7205		7831			
	1000 X 250**	39" X 10"			5241			6027			8459		9728		10574			
	1070 X 280**										8553							
1000 X 300**	39" X 12"			6704			7710			10068		11578		12585				
1000 X 430**				9190			10569			11488		13211		14359				
1000 X 470**										16210		18642		22370				
1000 X 510**				16210			18642			20263								
Square	225 X 225	10" X 10"	2088		2100	2401	0	2415	3393	0	3500	3902	0	4025	4241	0	4375	
	300 X 300	12" X 12"	2500		3000	2875	0	3450	5100	0	6000	5865	0	6900	6375	0	7500	9500
	450 X 450	18" X 18"	4250	4950	5185	4888	5693	5963	8100	8208	9138	9315	13323	10509	10125	15321	11423	17500
	595 X 595**							7370										
	600 X 600	24" X 24"	7200	7975	7278	8280	9171	8370	11230	13833	12625	12915	16800	14519	14038	19320	15781	27000
	600 X 600*	24" X 24"									12625			14519			15781	
	680 X 690**										9835			11310			12294	
	750 X 750	30" X 30"							21000	22000	23000	24150	25300	26450	26250	27500	28750	40000
	900 X 900	36" X 36"							28000	30000	29000	32200	34500	33350	35000	37500	36250	55000
	1200 X 1200	48" X 48"							52000			59800			65000			125000

Clear Opening		Recessed Cover 40mm 					Recessed Cover 80mm 					100mm	Molded Grating Per Sq. Meter Panel Sizes 1220X3660 			 Angle 30= 400 Rmt.		
MM	INCHES	ELD 2.5Tons	LD 05Tons	MD 10Tons	HD 20Tons (Paver Block)	HD 40Tons	ELD 2.5Tons	LD 05Tons	MD 10Tons	HD 20Tons (Paver Block)	HD 40Tons (Paver Block)	HD 40Tons (Paver Block)	25 mm Thickness	30 mm Thickness	40 mm Thickness	Angle 35= 500 Rmt.		
225 X 225	10" X 10"	3625	4169	5208	5989	6510							5200	6200	7200	Angle 45= 600 Rmt.		
300 X 300	12" X 12"	4550	5233	7250	8338	9063	4938	5679	7300	8395	9125		Tree Grating 			Lawn Cover 700 Kg 		
450 X 450	18" X 18"	6950	7993	11000	12650	13750	7300	8395	11500	13225	14375		MD 10Tons	HD 20Tons	HD 40Tons	LCS-450	3745	
600 X 600	24" X 24"	9613	11055	14913	17150	18641	9663	11112	15700	18055	19625	33550	11300	14125		LCS-600	5575	
750X750	30"X30"			25413	29225	31766	22000	25300	27500	31625	34375		18275	22844				
900X900	36" X 36"	25000	28750	31250	35938	39063	28000	32200	35000	40250	43750		23855	29819				
450X600	18" X 24"								13770	15836	17213	Over Head Tank Cover With Frame 						
450X900	18" X 36"								21870	25151	27338	Clear Opening MM	ELD 2.5Tons					
600X750	24" X 30"	15000	17250	18750								600	5000					
600X900	24" X 36"								25920	29808	32400	600X600	5000					
Dudhi GFRP (Glass Fiber Reinforced Polymer) Drain Channel						GFRP DynaTray			GFRP DynaRebar			GFRP DynaFencing						
		Dudhi GFRP Drain Channel(Length 1000 mm) Wall Thickness (WT) (mm)		Dudhi FRP Drain Channel Cover(Length 500 mm)				Perforated Height - 50 , Thickness - 3 mm 										
Model	Width(O)* Depth (H) (mm)	Wall Thickness (WT) (mm)	Cover Width(D) (mm)	Cover Height(h) (mm)	Drain Channel Unit Price	Slot Cover Unit Price 2.5 Mt.	Model	Cover	Unit Price RMt.	Model	Diameter	Unit Price RMt.	3800 /- Per Sq. Meter FC GFRP DynaFence					
DC100-100	100 X 100	5	120	40 /60/80	3050	3050	CT 50	N	300	RB 4	4 mm	9.5						
DC100-150	100 X 150	5	120	40 /60/80	3300		CT 50	Y	466	RB 6	6 mm	21						
DC100-200	100 X 200	5	120	40 /60/80	3675		CT 100	N	406	RB 8	8 mm	37						
DC150-150	150 X 150	5	170	40 /60/80	5000	5000	CT 100	Y	600	RB 10	10 mm	58						
DC150-200	150 X 200	5	170	40 /60/80	5250		CT 150	N	500	RB 12	12 mm	82						
DC150-250	150 X 250	5	170	40 /60/80	5500		CT 150	Y	784	RB 14	14 mm	112						
DC200-150	200 X 150	5	224	40 /60/80	5300	5300	CT 200	N	594	RB 16	16 mm	146						
DC200-200	200 X 200	5	224	40 /60/80	6050		CT 200	Y	972	RB 18	18 mm	186						
DC200-250	200 X 250	5	224	40 /60/80	6300		CT 300	N	790	RB 20	20 mm	228						
DC250-200	250 X 200	5	280	40 /60/80	6200	6200	CT 300	Y	1370									
DC250-250	250 X 250	5	280	40 /60/80	6700		CT 450	N	840									
DC250-300	250 X 300	5	280	40 /60/80	6950		CT 450	Y	1650									
DC300-250	300 X 250	5	330	40 /60/80	7950	7950	CT 600	N	970									
DC300-300	300 X 300	5	330	40 /60/80	8200		CT 600	Y	2024									
DC300-350	300 X 350	5	330	40 /60/80	8700													